



- After 40 years on the market it is still one of the best selling operators in the world..
- All JOLLY operators have built in electrical limit switches with manual adjustment.
- With its 4 wheels on support to the pulley and its speciper mechanism, JOLLY is one of the operators most copied in the market
- The new JOLLY 20 and 22 **FAST** operate at double speed with J-INV 3P control board cod. ABJ0012, equipped with inverter.

FOR ROLLING SHUTTERS WITH SHAFT \varnothing 48 mm AND SPRING \varnothing 200 mm

AA00101	JOLLY 20	(reversible)
AA00501	JOLLY 20 with electrobrake	(irreversible)
AA00506	JOLLY 20 3P FAST with electrobrake (only with J-INV 3P code ABJ0012)	(irreversible)

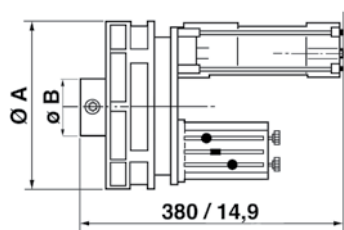
FOR ROLLING SHUTTERS WITH SHAFT \varnothing 60 mm AND SPRING \varnothing 220 mm

AA01001	JOLLY 22	(reversible)
AA02001	JOLLY 22 SUPER	(reversible)
AA01501	JOLLY 22 with electrobrake	(irreversible)
AA02501	JOLLY 22 SUPER with electrobrake	(irreversible)
AA01512	JOLLY 22 3P FAST with electrobrake (only with J-INV 3P code ABJ0012)	(irreversible)

FOR ROLLING SHUTTERS WITH SHAFT \varnothing 76 mm AND SPRING \varnothing 240 mm

AA03001	JOLLY 24	(reversible)
AA03501	JOLLY 24 with electrobrake	(irreversible)

GAR0004	Warranty extension 4 years for JOLLY
GAR0007	Warranty extension 7 years for JOLLY



	Ø A mm	Ø B mm
JOLLY 20	200	48
JOLLY 22	220	60
JOLLY 24	240	76



TECHNICAL DATA		JOLLY 20	JOLLY 22	JOLLY 22 SUPER	JOLLY 24
Max shutter weight	kg	220		280	
Max shutter surface	m ²	16		24	
Limit switch winding capacity	n. rotat.	9,5	8,5		7,5
Max lifting force	kg	150	160	210	230
Pulley revolutions	rpm	11	10		9
Pulley diameter	mm	200	220		240
Shaft diameter	mm	48	60		76
Power supply	V	230			
Power absorbed with load	A	3,1		3,3	
Actuator weight	kg	8,5	9,5	10	11
Protection grade	IP	300			
Daily cycles suggested		20		30	
Service	%	30			
Nr of consecutive cycles guaranteed		3/3m		10/4m	

ACCESSORIES FOR JOLLY



ACJ9015 ELECTROBRAKE
for JOLLY 20, 22, 22S and 24
assembly with 6 m cable, sheath
and release knob



MINI control board (hold-to-run
control "open-close" for 1 JOLLY)
ABQM090 With box IP55
125x85x60 mm
ABQM090S With box IP55
150x185x60 mm



137



ABJ8042 R-CRX 2.0
control board for 1 JOLLY
with radio receiver 433 MHz.
With box IP55.
See page 141 and 147



ABJ7080 J-CRX control board for
1 JOLLY. With thrust regulator and
radio receiver 433 MHz.
With box IP55.
See page 141 and 147



AD00316 SET NO TOUCH 868 MHz
NO TOUCH+MASTER NO
TOUCH+2 LITHIUM BATTERIES
3,6V+ANTENNA. Wireless
Photocells to prevent impacts.
See page 122



ABJ0012 J-INV 3P
control board with inverter
technology for 1 JOLLY 3P **FAST**.
With box IP55.



PAIR OF HALF-SHELLS
(not for JOLLY BIG)
ACJ9030 Ø 42 => Ø 48 mm
ACJ9040 Ø 42 => Ø 60 mm
ACJ9050 Ø 48 => Ø 60 mm



ACJ9060 COMPENSATION FLANGE
Ø 220 mm
(for JOLLY 22 and JOLLY 22
SUPER)



**ACJ9086 STRONG-BOX VECOR
FLAT** - wall mounted (special lock)
IP 54 - with electrobrake release
and space for 2 modules in
embedded box type 502E
128x150x42



- Embedding Box type 502E not included
- Up and down button and alarm inserter not included



ACJ9071 STRONG-BOX FLAT
wall mounted (special lock) IP 54
with 1 rocker switch and
electrobrake release
128x150x42



ACJ9078 STRONG-BOX STONE
to embed (special lock) IP 54
with 1 rocker switch and
electrobrake release
142x106x80




JOLLY ONE



OPERATOR

FOR SPRING BALANCED ROLLING SHUTTERS



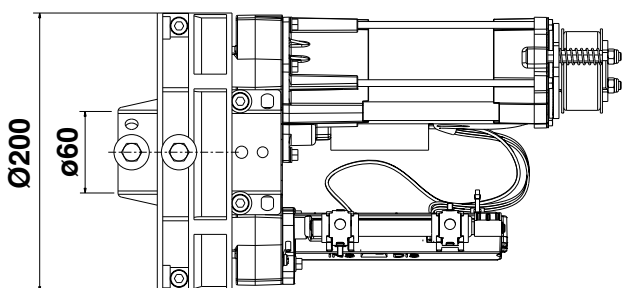
- JOLLY ONE is the result of 40 years of experience RIB has on rolling shutters operators. One version is available with the **patented automatic limit switch**, easily and rapidly adjustable: only one operation and open and close positions are set.
- JOLLY ONE can be fitted, with the provided adapters, on $\varnothing 42$ mm, $\varnothing 48$ mm or $\varnothing 60$ mm shafts, with springs of $\varnothing 200$ or $\varnothing 220$ mm.

FOR ROLLING SHUTTERS WITH SHAFT $\varnothing 60$ mm AND SPRING $\varnothing 200$ mm

AA00200	JOLLY ONE	automatic limit switch		(reversible)
AA00201	JOLLY ONE	automatic limit switch	with electrobrake	(irreversible)
AA00220	JOLLY ONE	manual limit switch		(reversible)
AA00221	JOLLY ONE	manual limit switch	with electrobrake	(irreversible)

AD00222 KIT JOLLY ONE with electrobrake (page 108)

GAR0001	Warranty extension 4 years for JOLLY ONE
GAR0002	Warranty extension 7 years for JOLLY ONE



Dimensions in mm



TECHNICAL DATA		JOLLY ONE
Max shutter weight	kg	220
Max shutter surface	m ²	16
Limit switch winding capacity	n. rotat.	8,5
Max lifting force	kg	150
Pulley revolutions	rpm	10,4
Pulley diameter	mm	200
Shaft diameter	mm	60
Power supply	V	230
Power absorbed with load	A	2,7
Actuator weight	kg	9,5
Protection grade	IP	300
Daily cycles suggested		20
Service	%	30
Nr of consecutive cycles guaranteed		3/3m

ACCESSORIES FOR JOLLY ONE



ACJ9019 ELECTROBRAKE
for JOLLY ONE and JOLLY BIG
assembly with 6 m cable, sheath
and release knob



MINI control board (hold-to-run
control "open-close" for 1 JOLLY
ONE)
ABQM090 With box IP55
125x85x60 mm
ABQM090S With box IP55
150x185x60 mm



137



ABJ8042 R-CRX 2.0
control board for 1 JOLLY ONE
with radio receiver 433 MHz.
With box IP55.
See page 141 and 147



ABJ7080 J-CRX
control board for 1 JOLLY ONE
with thrust regulator and radio
receiver 433 MHz.
With box IP55.
See page 141 and 147



ABJ0015 R10-CRX
control board for 10 JOLLY ONE
with radio receiver 433 MHz.
With box IP66.



**AD00316 SET NO TOUCH 868 MHz
NO TOUCH+MASTER NO
TOUCH+2 LITHIUM BATTERIES
3,6V+ANTENNA. Wireless
Photocells to prevent impacts.**
See page 122



ACJ9055 PULLEY ADAPTER
Ø 200 => Ø 220 mm specific for
JOLLY ONE



PAIR OF HALF-SHELLS
(not for JOLLY BIG)
ACJ9030 Ø 42 => Ø 48 mm
ACJ9040 Ø 42 => Ø 60 mm
ACJ9050 Ø 48 => Ø 60 mm



**ACJ9086 STRONG-BOX VECOR
FLAT** - wall mounted (special lock)
IP 54 - with electrobrake release
and space for 2 modules in
embedded box type 502E
128x150x42



- Embedding Box type 502E not included
- Up and down button and alarm inserter not included



ACJ9071 STRONG-BOX FLAT
wall mounted (special lock) IP 54
with 1 rocker switch and
electrobrake release
128x150x42



ACJ9078 STRONG-BOX STONE
to embed (special lock) IP 54
with 1 rocker switch and
electrobrake release
142x106x80



JOLLY BIG



OPERATOR

FOR SPRING BALANCED ROLLING SHUTTERS

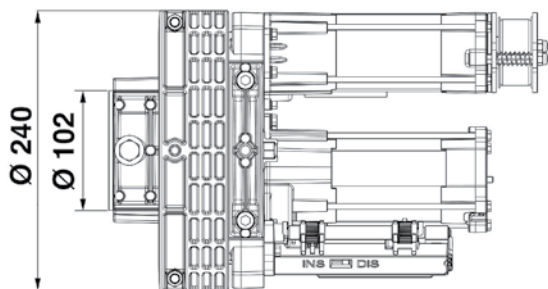


- JOLLY BIG is the result of 30 years of experience RIB has on rolling shutters operators. It has a new automatic limit switch, easily and rapidly adjustable for a fast and easy installation.
- JOLLY BIG can be fitted, with the provided adapters, to $\varnothing 76$ mm or $\varnothing 102$ mm shafts, and with $\varnothing 240$ mm springs.
- JOLLY BIG is available in two versions: ONE and TWO, with one or two electric motors, depending on the type of installations.
- JOLLY BIG is endowed with 8 steel bearings on which the pulley turns to be able to withstand rolling shutters of large dimensions.

FOR ROLLING SHUTTERS WITH SHAFT $\varnothing 102$ mm AND SPRING $\varnothing 240$ mm

AA00140	JOLLY BIG ONE	(reversible)
AA00142	JOLLY BIG ONE with electrobrake	(irreversible)
AA00150	JOLLY BIG TWO	(reversible)
AA00152	JOLLY BIG TWO with electrobrake	(irreversible)

GAR0005	Warranty extension 4 years for JOLLY BIG
GAR0003	Warranty extension 7 years for JOLLY BIG



Dimensions in mm

TECHNICAL DATA		JOLLY BIG ONE	JOLLY BIG TWO
Max shutter weight	kg	280	450
Max shutter surface	m ²	24	30
Limit switch winding capacity	n. rotat.	7,5	
Max lifting force	kg	200	440
Pulley revolutions	rpm	8	
Pulley diameter	mm	240	
Shaft diameter	mm	102	
Power supply	V	230	
Power absorbed with load	A	2,7	5,3
Actuator weight	kg	11	16,5
Protection grade	IP	300	
Daily cycles suggested		20	
Service	%	30	
Nr of consecutive cycles guaranteed		3/3m	

ACCESSORIES FOR JOLLY BIG



ACJ9019 ELECTROBRAKE
for JOLLY ONE and JOLLY BIG
assembly with 6 m cable, sheath
and release knob



MINI control board (hold-to-run
control "open-close" for 1 JOLLY
BIG)
ABQM090 With box IP55
125x85x60 mm
ABQM090S With box IP55
150x185x60 mm



137



ABJ8042 R-CRX 2.0
control board for 1 JOLLY BIG.
With radio receiver 433 MHz.
With box IP55.
See page 141 and 147



ABJ7080 J-CRX
control board for 1 JOLLY BIG.
With thrust regulator and radio
receiver 433 MHz.
With box IP55.
See page 141 and 147



ABJ0015 R10-CRX
control board for 10 JOLLY BIG
with radio receiver 433 MHz.
With box IP66.



AD00316 SET NO TOUCH 868 MHz
NO TOUCH+MASTER NO
TOUCH+2 LITHIUM BATTERIES
3,6V+ANTENNA. Wireless
Photocells to prevent impacts.
See page 122



**ACJ9059 PAIR OF PULLEY
ADAPTER**
FOR JOLLY BIG ONE & TWO
Ø 240 => Ø 280 mm



ACJ9058 PAIR OF HALF-SHELLS
for JOLLY BIG ONE & TWO
on shaft Ø 76 => Ø 102 mm



**ACJ9086 STRONG-BOX VECOR
FLAT** - wall mounted (special lock)
IP 54 - with electrobrake release
and space for 2 modules in
embedded box type 502E
128x150x42



- Embedding Box type 502E not included
- Up and down button and alarm inserter not included



ACJ9071 STRONG-BOX FLAT
wall mounted (special lock) IP 54
with 1 rocker switch and
electrobrake release
128x150x42



ACJ9078 STRONG-BOX STONE
to embed (special lock) IP 54
with 1 rocker switch and
electrobrake release
142x106x80

